

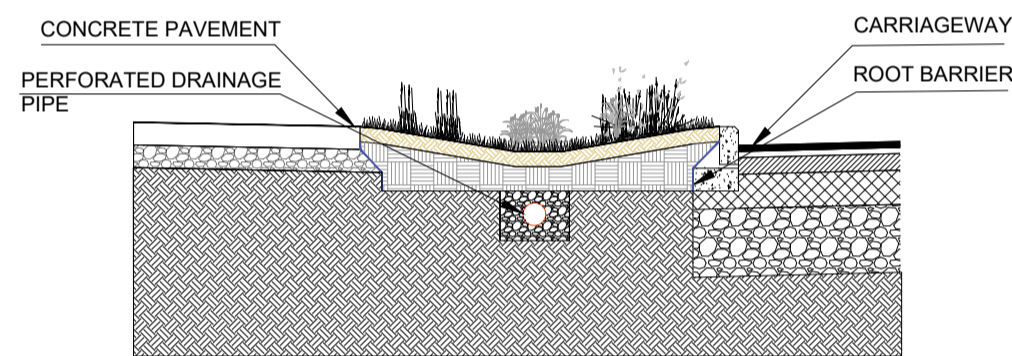
BYPASS SEPARATOR NOTES:

- 1.) INLET / OUTLET PIPES ARE PLAIN PVCu.
- 2.) PLEASE NOTE A CLASS 1 BYPASS SEPARATOR INCLUDES A COALESCER, CLASS 2 BYPASS SEPARATORS DO NOT.
- 3.) EXTENSION NECKS FOR DEEPER INVERT CAN BE PROVIDED IN 0.5m INCREMENTS FOR ON SITE ASSEMBLY. PLEASE ASK OUR SALES DEPARTMENT FOR FURTHER DETAILS.
- 4.) ALL UNITS REQUIRE APPROPRIATE COVER AND FRAME TO SUIT APPLIED LOADINGS.
- 5.) THIS DRAWING SHOULD BE USED FOR DIMENSIONAL INFORMATION ONLY. IT IS ESSENTIAL THAT THIS DRAWING IS READ IN CONJUNCTION WITH THE INSTALLATION GUIDELINES SUPPLIED WITH THE UNIT (COPIES ARE AVAILABLE FROM OUR SALES DEPARTMENT).
- 6.) STANDARD PIPE ORIENTATION SHOWN. FOR OTHER AVAILABLE OPTIONS PLEASE CONTACT OUR SALES DEPARTMENT.
- 7.) AN Ø82mm SOCKET IS SUPPLIED TO HOUSE AN OIL ALARM PROBE.

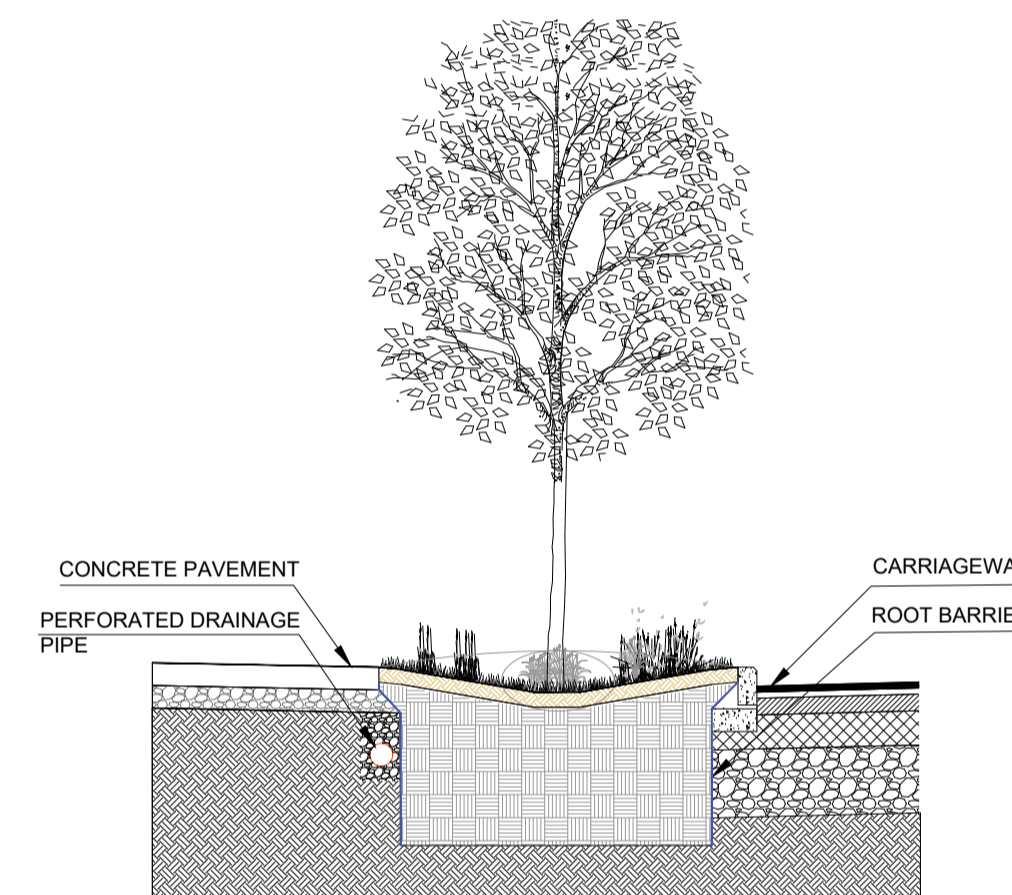
KLARGESTER CLASS 1 BYPASS SEPARATOR DIMENSION SCHEDULE.

Unit Nominal Size	Flow (l/s)	Peak Flow Rate (l/s)	Drainage Area (m ²)	Storage Capacity (litres)		Unit Length (mm) 'A'	Unit Dia (mm) 'B'	Access Shaft Diameter (mm)	Base to Inlet Invert (mm)	Base to Outlet Invert (mm)	Standard Fall Across Unit	Min. Inlet Invert (mm)	Standard Pipework Diameter (mm)
				Silt	Oil								
NSBP003	3	30	1670	300	45	1700	1350	600	1420	1320	100	500	315
NSBP004	4.5	45	2500	450	68	1700	1350	600	1420	1320	100	500	315
NSBP006	6	60	3335	600	90	1700	1350	600	1420	1320	100	500	315
NSBP008	8	80	4445	800	120	3065	1225	750	1450	1350	100	500	315
NSBP010	10	100	5560	1000	150	3065	1225	750	1450	1350	100	500	315
NSBP012	12	120	6670	1200	180	3915	1225	750	1450	1350	100	500	315
NSBP015	15	150	8335	1500	225	3915	1225	750	1450	1350	100	500	315
NSBP018	18	180	10000	1800	270	3200	2012	600	2110	2010	100	1000	375
NSBP024	24	240	13340	2400	360	3200	2012	600	2110	2010	100	1000	375
NSBP030	30	300	16670	3000	450	3915	2012	600	2110	2010	100	1000	450
NSBP036	36	360	20000	3600	540	3915	2012	600	2110	2010	100	1000	525
NSBP055	55	550	30560	5500	825	5085	2820	600	2310	2060	250	1000	750
NSBP072	72	720	40000	7200	1080	5820	2820	600	2310	2060	250	1500	750
NSBP084	84	840	46670	8400	1260	6200	2820	600	2310	2010	300	1500	750
NSBP096	96	960	53340	9600	1440	7375	2820	600	2310	2010	300	1500	825
NSBP110	110	1100	61110	11000	1650	7925	2820	600	2360	2010	350	1500	825
NSBP130	130	1300	72225	13000	1950	8725	2820	600	2360	2010	350	1500	825

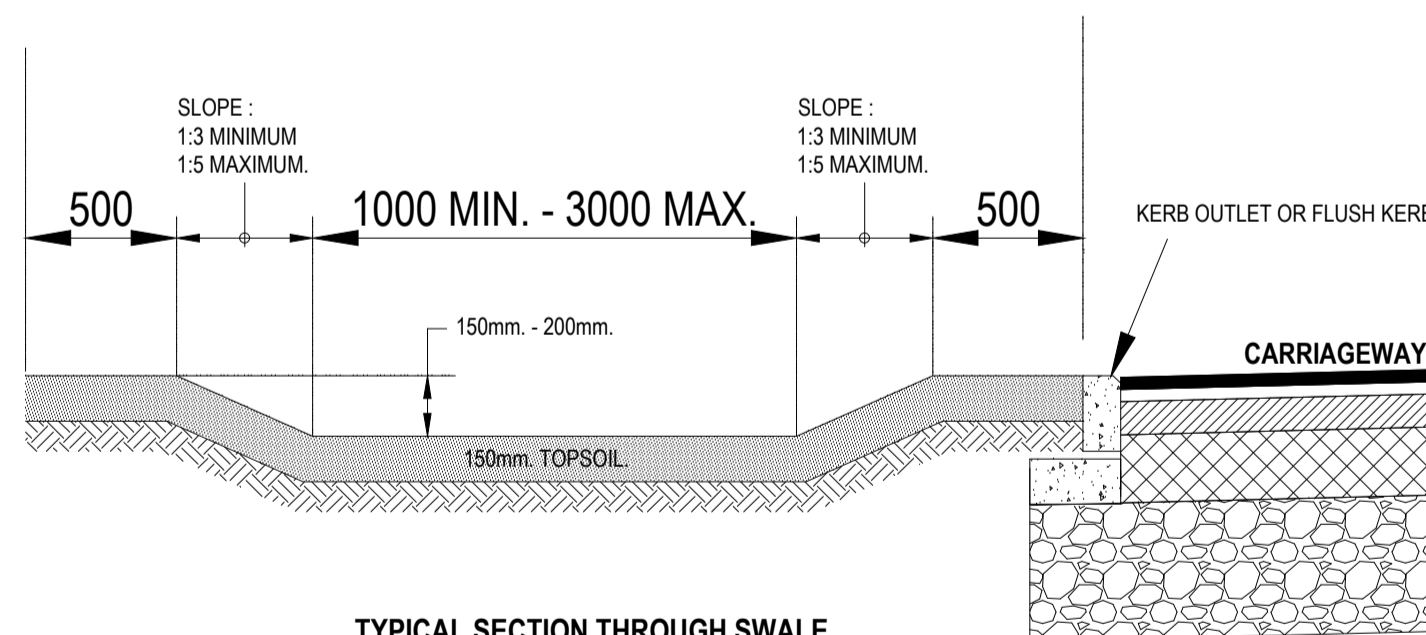
KLARGESTER CLASS 1 BYPASS SEPARATOR DETAILS.



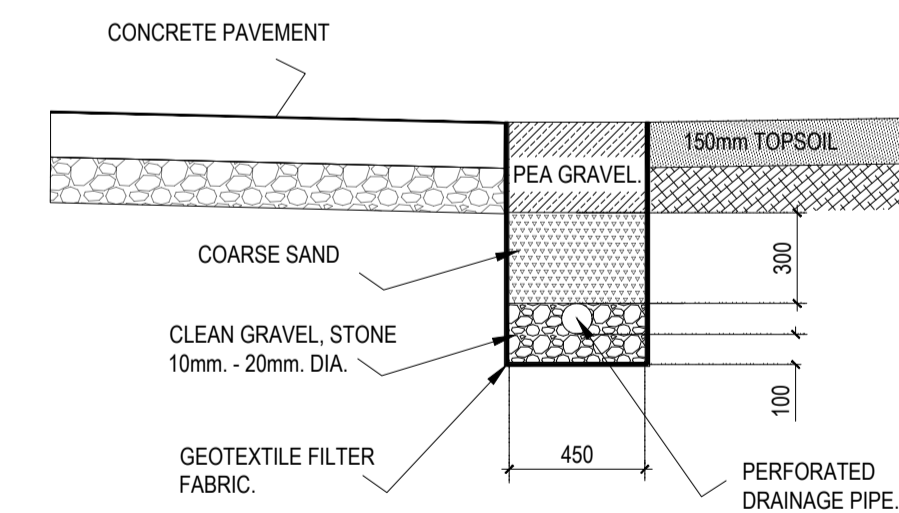
TYPICAL SECTION THROUGH BIO-RETENTION



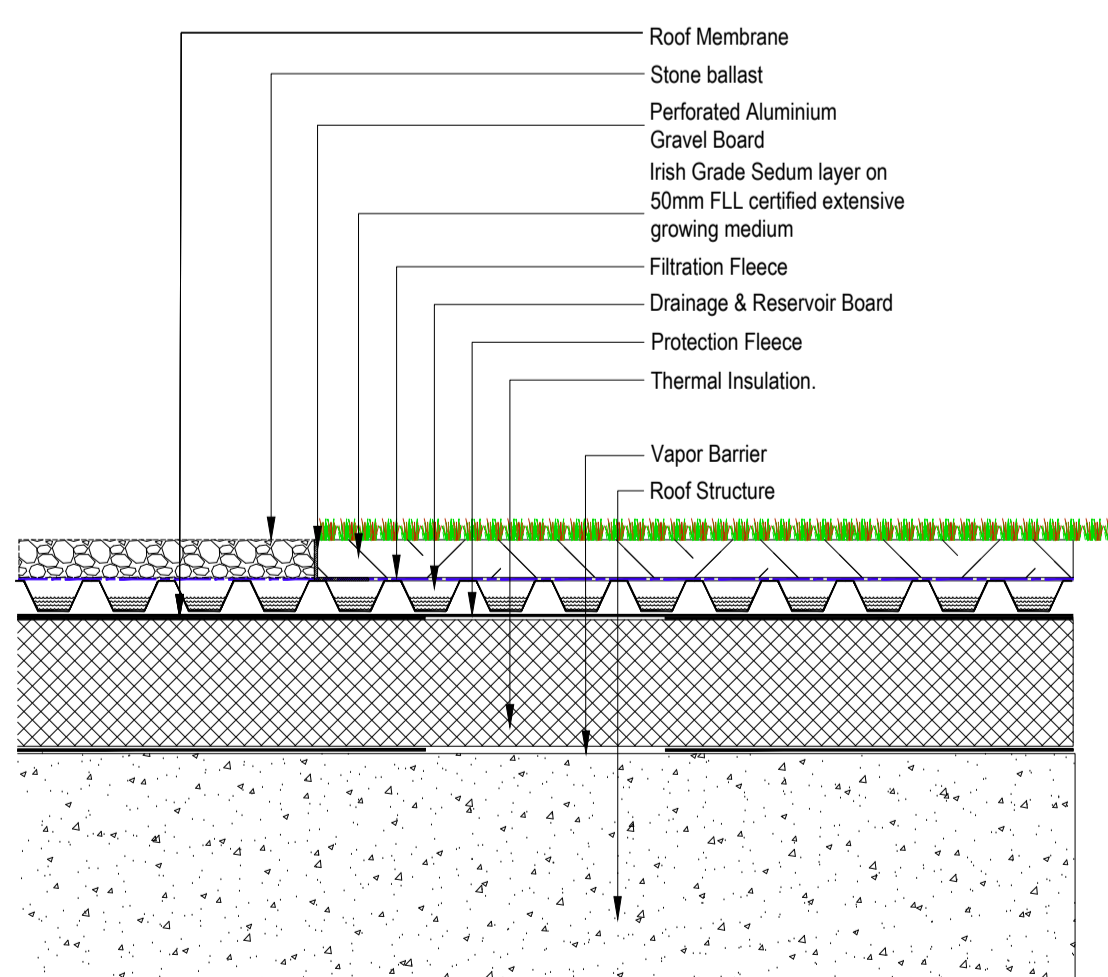
TYPICAL SECTION THROUGH BIO-RETENTION (TREE PIT)



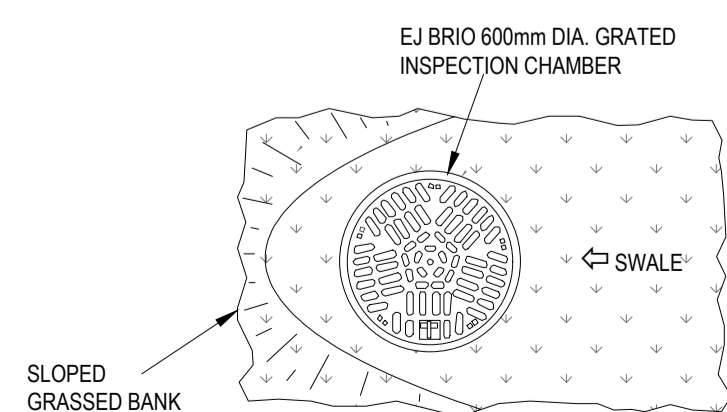
TYPICAL SECTION THROUGH SWALE WITH KERB OUTLET OR FLUSH KERB



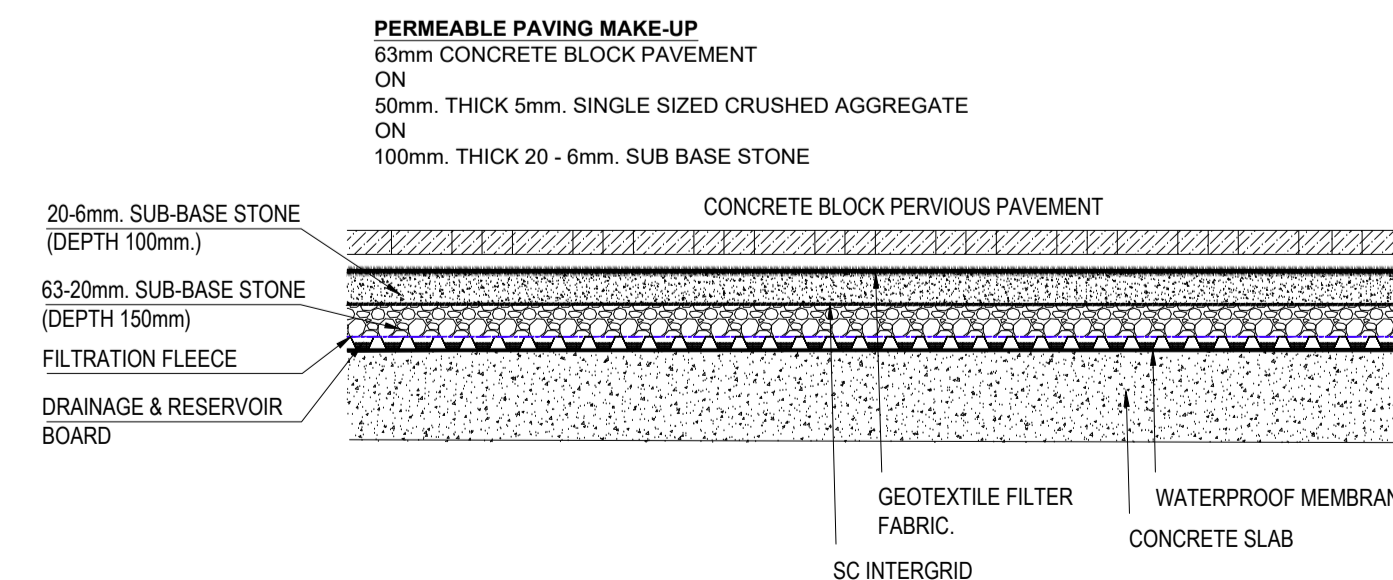
TYPICAL SECTION THROUGH FILTER DRAIN



TYPICAL SECTION THROUGH GREEN ROOF
SCALE 1:10



TYPICAL SWALE OUTLET DETAIL
SCALE N.T.S.



TYPICAL SECTION THROUGH PERMEABLE PAVING ON PODIUMS

TYPICAL LONGITUDINAL SECTION THROUGH BIO-RETENTION AREA

© Copyright
This drawing and any design here on is the copyright of the Consultants and must not be reproduced without their written consent.
All drawings remain the property of the Consultants.

NOTES:
Figured dimensions only to be taken from this drawing.
All dimensions to be checked on site.
All levels are in metres O.D. and are related to Ordnance datum at Malin

DETAILS REVISED	LR	16.03.22	P02
INITIAL ISSUE	LR	28.01.21	P01
Description:	Drawn	Date:	Rev.:

Client:
LISMORE HOMES LIMITED

Project:
RESIDENTIAL DEVELOPMENT BALDOYLE GA2

Clients Representative:
J. B. Barry and Partners Limited Consulting Engineers

Classon House Dundrum Business Park Dundrum Road Dublin 14	Tel: +353 1 485 1400 email: info@jbbarry.ie web: www.jbbarry.ie
Drawn By: SW	Date: JAN 2021
Checked By: SW	Date: JAN 2021
Approved By: JOB	Date: JAN 2021
Internal Project Ref: 20211	Stage: PLANNING
Suit: S3	

Drawing Title:
TYPICAL SUDS DEVICES DETAILS.

Scales: 1:10 & 1:25 @ A1
Drawing No.: 20211-JBB-00-XX-DR-C-01013
Rev: P02